



Progress Update and Disbursement Request (PUDR) & Final PU

Partner Portal Screen Preview

January 2025

How to Use This Document

This document is primarily intended for Principal Recipients. It provides a preview of the new Partner Portal screens, as well as the content expected in the Progress Update and Disbursement Request (PUDR) and Final PU. Please note that all data included in this document is illustrative and not specific to a particular grant.

Note: Data is input into the white cells (editable), and pre-populated in grey cells (non-editable).

Overview of Content Included in the PUDR & Final PU

Tabs included in the PUDR & Final PU

PUDR & Final PU	Coversheet	Coversheet – read only				
	Programmatic	Impact/Outcome Indicators*	Coverage Elementary Indicators**	Coverage Indicators	Work Plan Tracking Measures (WPTM)	
		Impact/Outcome Disaggregation		Coverage Indic. Disaggregation		
	Finance	Coversheet	Cash Reconciliation	Open Advances	SR Cash Reconciliation	Commitments & Obligations
		Commitments & Obligations Listing ***	Expenditure Report	Triangulation	Tax Reporting	Non-compliant Expenditures
		Forecast Report****	Disbursement Request****			
	PSCM & Grant Management	Health Products	Grant & Risk Management	Assessment & Sign-off		

* Only appears when there are indicators due for reporting

** Grant Cycle 7 (GC7) only

*** Final PU only

**** PUDR only

Executive Summary (view only)

Provide a summary of grant performance (integrating programmatic, finance, procurement, supply chain management, grant and risk management considerations) during the current reporting period ?

Explain any external factors beyond the control of the Principal Recipient that have negatively impacted quality and timely grant delivery during the reporting period ?

Forward-looking assessment of expected implementation progress by module for the coming reporting period

Item	Module	Cumulative absorption rate through the end of the current reporting period (for reference)	PR response
1	Prevention package for men who have sex with men (MSM) and their sexual partners		Select ▼
2	Prevention package for sex workers, their clients and other sexual partners		Select ▼
3	Prevention package for people who use drugs (PUD) and their sexual partners		Select ▼
4	Prevention package for transgender people and their sexual partners		Select ▼
5	Treatment, care and support		Select ▼
6	Differentiated HIV Testing Services		Select ▼
7	TB/HIV		Select ▼
8	TB diagnosis, treatment and care		Select ▼
9	TB/DR-TB Prevention		Select ▼
10	Drug-resistant (DR)-TB diagnosis, treatment and care		Select ▼
11	Prevention package for other vulnerable populations (OVP)		Select ▼

12	RSSH/PP: Laboratory systems (including national and peripheral)	Select
13	Prevention package for people in prisons and other closed settings	Select
14	Program management	Select
15	Elimination of vertical transmission of HIV, syphilis and hepatitis B	Select
16	RSSH: Health products management systems	Select
17	Reducing human rights-related barriers to HIV/TB services	Select
18	RSSH: Monitoring and evaluation systems	Select
19	Removing human rights and gender related barriers to TB services	Select
20	RSSH: Health financing systems	Select
21	RSSH: Health sector planning and governance for integrated people-centered services	Select
22	RSSH/PP: Human resources for health (HRH) and quality of care	Select
23	RSSH: Community systems strengthening	Select

Programmatic section – Partner Portal screen

Tab only appears when there are indicators due for reporting

Impact/Outcome Indicators Disaggregation
Coverage Elementary Indicators
Coverage Indicators Disaggregation
WTPM

Impact / Outcome Indicator

[Errors and Warnings](#)
Check data quality

[Impact / Outcome Indicators](#)
[Impact / Outcome Disaggregation](#)

Item	Indicator type ↑	Code	Indicator	Baseline	Baseline Data Source	Target	Results	Action
1	Outcome	HIV O-21	HIV O-21 Percentage of people living with HIV reported on ART at the end of the last reporting period and newly initiating ART during the current reporting period who were not on ART at the end of current reporting period	N: D: % Year		N: D: %	N: D: %	Provide results
2	Outcome	HIV O-12	HIV O-12 Percentage of people living with HIV and on ART who are virologically suppressed	N: D: % Year		N: D: %	N: D: %	Provide results
3	Outcome	HIV O-11	HIV O-11 Percentage of people living with HIV and on ART who are virologically suppressed	N: D: % Year		N: D: %	N: D: %	Provide results
4	Outcome	TB O-5	TB O-5 TB treatment coverage of new and relapse TB that is estimated number of forms of TB - bacteriologically diagnosed	N: D: % Year		N: D: %	N: D: %	Provide results

[Previous indicator](#)
[Next indicator](#)
Close

Outcome Indicator

Indicator Code: HIV O-21

HIV O-21 Percentage of people living with HIV reported on ART at the end of the last reporting period and newly initiating ART during the current reporting period who were not on ART at the end of current reporting period

Baseline (Date Source): Form #56

N:	D:	Year 2021	N:	D:	Year 2025	Refresh
----	----	-----------	----	----	-----------	----------------------

PR Results (01-Jan-24 to 31-Dec-24)

Result	N:	
	D:	
	%	<input type="text"/>
	Year	Select ▼
	Data source	<input type="text"/>

PR Comments 🔔

Impact / Outcome Disaggregation
Please select a category ▼
View disaggregation

Programmatic section – cont'd

Tab only appears when there are indicators due for reporting

- Impact/Outcome Indicators Disaggregation
- Coverage Elementary Indicators
- Coverage Indicators Disaggregation
- WTPM

[Previous indicator](#) [Next indicator](#) [Close](#)

Outcome Indicator

Indicator Code: HIV O-21 HIV O-21 Percentage of people living with HIV reported on ART at the end of the last reporting period and newly initiating ART during the current reporting period who were not on ART at the end of current reporting period

Baseline (Date Source):				Target				Refresh
N:	D:	%	Year	N:	D:	%	Year	
PR Results (01-Jan-24 to 31-Dec-24)								
Result	N:	<input type="text"/>						
	D:	<input type="text"/>						
	%	<input type="text"/>						
	Year	Select <input type="text"/>						
	Data source	<input type="text"/>						

PR Comments ⓘ

[Impact / Outcome Disaggregation](#) Please select a category [View disaggregation](#)

[Impact / Outcome Disaggregation](#) Gender | Age [View disaggregation](#)

		Required Disaggregation	Baseline (Date Source):			
			N:	D:	%	Year
Result	Male 15+	N:	<input type="text"/>			
		D:	<input type="text"/>			
		%	<input type="text"/>			
		Year	Select <input type="text"/>			
		Data source	<input type="text"/>			
		Required Disaggregation	Baseline (Date Source):			
			N:	D:	%	Year
Result	Female 15+	N:	<input type="text"/>			
		D:	<input type="text"/>			
		%	<input type="text"/>			
		Year	Select <input type="text"/>			
		Data source	<input type="text"/>			
		Required Disaggregation	Baseline (Date Source):			
			N:	D:	%	Year
Result	Female 15+	N:	<input type="text"/>			
		D:	<input type="text"/>			
		%	<input type="text"/>			
		Year	Select <input type="text"/>			
		Data source	<input type="text"/>			
		Required Disaggregation	Baseline (Date Source):			
			N:	D:	%	Year
Result	Female 15+	N:	<input type="text"/>			
		D:	<input type="text"/>			
		%	<input type="text"/>			
		Year	Select <input type="text"/>			
		Data source	<input type="text"/>			
		Required Disaggregation	Baseline (Date Source):			
			N:	D:	%	Year
Result	Female 15+	N:	<input type="text"/>			
		D:	<input type="text"/>			
		%	<input type="text"/>			
		Year	Select <input type="text"/>			
		Data source	<input type="text"/>			

Impact/Outcome Indicators
Disaggregation

Coverage Elementary Indicators

Coverage Indicators
Disaggregation

WTPM

Tab only appears when there are indicators due for reporting

View only

Online Last auto saved: Save

Impact / Outcome Indicator

Errors and Warnings [Check data quality](#)

Impact / Outcome Indicators Impact / Outcome Disaggregation

Item	Indicator type ↑	Code	Indicator	Category	Required Disaggregation	Baseline	Baseline Data Source	Results
1	Outcome	HIV O-21	HIV O-21 Percentage of people living with HIV reported on ART at the end of the last reporting period and newly initiating ART during the current reporting period who were not on ART at the end of current reporting period	Age	15+	N: D: % Year		N: D: %
2	Outcome	HIV O-21	HIV O-21 Percentage of people living with HIV reported on ART at the end of the last reporting period and newly initiating ART during the current reporting period who were not on ART at the end of current reporting period	Age	<15	N: D: % Year		N: D: %
3	Outcome	HIV O-21	HIV O-21 Percentage of people living with HIV reported on ART at the end of the last reporting period and newly initiating ART during the current reporting period who were not on ART at the end of current reporting period	Gender Age	Male 15+	N: D: % Year		N: D: %
4	Outcome	HIV O-21	HIV O-21 Percentage of people living with HIV reported on ART at the end of the last reporting period and newly initiating ART during the current reporting period who were not on ART at the end of current reporting period	Gender Age	Female 15+	N: D: % Year		N: D: %
5	Outcome	HIV O-12	HIV O-12 Percentage of people living with HIV and on ART who are virologically suppressed	Age	15+	N: D: % Year		N: D: %

Tab only appears for **GC7 grants**

Impact/Outcome Indicators Disaggregation
Coverage Elementary Indicators
Coverage Indicators Disaggregation
WTPM

Coverage Elementary Indicator

> **Errors and Warnings**
Check data quality
Data quality check required

Item	Code ↑	Indicator	Results reporting period	Frequency	Country / Scope of Target	Action
1	DRTB-2 [N]	Number of people with bacteriologically confirmed RR-TB and/or MDR-TB notified	01-Oct-24 to 31-Dec-24	Quarterly	Geographic National, 100% of national program target	Provide results
2	DRTB-3 [N]	Number of people with bacteriologically confirmed RR-TB and/or MDR-TB notified and started on second-line treatment regimen during the specified reporting period	01-Oct-24 to 31-Dec-24	Quarterly	Geographic National, 100% of national program target	Provide results
3	DRTB-4 [D]	Number of people with confirmed RR-TB and/or MDR-TB notified in the corresponding cohort period	01-Jul-24 to 31-Dec-24	Semesterly	Geographic National, 100% of national program target	Provide results
4	DRTB-4 [N]	Number of people with confirmed RR-TB/MDR-TB notified in the specified reporting period not started on treatment and/or started on prescribed second-line treatment regimen who were lost to follow-up by the end of month 6 of their treatment	01-Jul-24 to 31-Dec-24	Semesterly	Geographic National, 100% of national program target	Provide results
5	DRTB-5 [D]	Total number of notified people with TB (new and retreatment) in the same reporting period	01-Jul-24 to 31-Dec-24	Semesterly	Geographic National, 100% of national program target	Provide results
6	DRTB-6 [N]	Number of people with TB with drug susceptibility test (DST) results in the specified reporting period	01-Jul-24 to 31-Dec-24	Semesterly	Geographic National, 100% of national program target	Provide results
7	DRTB-7 [D]	Total number of notified people with RR/MDR-TB (new and retreatment) in the same reporting period	01-Jul-24 to 31-Dec-24	Semesterly	Geographic National, 100% of national program target	Provide results
8	DRTB-7 [N]	Number of people with RR/MDR-TB with drug susceptibility test (DST) results for any Fluoroquinolone in the specified reporting period	01-Jul-24 to 31-Dec-24	Semesterly	Geographic National, 100% of national program target	Provide results

See next page

Impact/Outcome Indicators
Disaggregation

Coverage Elementary Indicators

Coverage Indicators
Disaggregation

WTPM

Semesterly

< Previous indicator Next indicator > [Close](#)

Coverage Elementary Indicator

Indicator Code: DRTB-4 [N] Number of people with confirmed RR-TB/MDR-TB notified in the specified reporting period not started on treatment and/or started on prescribed second-line treatment regimen who were lost to follow-up by the end of month 6 of their treatment

Scope of Targets: Geographic National, 100% of national program target

Cumulation Type: Non cumulative

Related Coverage Indicators	S1 Jan-2024 to Jun-2024	S2 Jul-2024 to Dec-2024
PR Results	DRTB-4 <input type="text"/>	<input type="text"/>

[Refresh](#)

Quarterly

< Previous indicator Next indicator > [Close](#)

Coverage Elementary Indicator

Indicator Code: DRTB-2 [N] Number of people with bacteriologically confirmed RR-TB and/or MDR-TB notified

Scope of Targets: Geographic National, 100% of national program target

Cumulation Type: Non cumulative

Related Coverage Indicators	Q1 Jan-2024 to Mar-2024	Q2 Apr-2024 to Jun-2024	Q3 Jul-2024 to Sep-2024	Q4 Oct-2024 to Dec-2024
PR Results	DRTB-2 <input type="text"/>	DRTB-3 <input type="text"/>	<input type="text"/>	<input type="text"/>

Action
Provide results
Provide results
Provide results
Provide results
Provide results
Provide results
Provide results
Provide results

Coverage Indicator

> **Errors and Warnings** Check data quality Data quality check required

Coverage Indicators Coverage Indicators Disaggregation

View Achievement Ratio S2 Annual Calculate Annual Results

Item	Indicator Code ↑	Indicator	Country / Scope of Target	Cumulation Type	Baseline	Baseline Data Source and Year	Target	Results	Achievement ratio	Action
1	DRTB-2	DRTB-2 Number of people with confirmed RR-TB and/or MDR-TB notified	Geographic National, 100% of national program target	Non cumulative	N: D: %		N: D: %	N: D: %		Provide results
2	DRTB-3	DRTB-3 Percentage of people with confirmed RR-TB and/or MDR-TB that began second-line treatment	Geographic National, 100% of national program target	Non cumulative	N: D: %		N: D: %	N: D: %		Provide results
3	DRTB-4	DRTB-4 Percentage of people with RR-TB/MDR-TB who did not start treatment and/or started on treatment for MDR-TB who were lost to follow up during the first six months of treatment	Geographic National, 100% of national program target	Non cumulative	N: D:		N: D:	N: D:		Provide results
4	DRTB-6	DRTB-6 Percentage of TB patients with DST result for at least Rifampicin among the total number of notified (new and retreatment) patients during the reporting period	Geographic National, 100% of national program target	Non cumulative						Provide results
5	DRTB-7	DRTB-7 Percentage of RR/MDR-TB patients with DST results for Fluoroquinolone among the total number of notified RR/MDR-TB patients during the reporting period	Geographic National, 100% of national program target	Non cumulative						Provide results

< Previous indicator Next indicator > Close

Coverage Indicator

Indicator Code: DRTB-2 DRTB-2 Number of people with confirmed RR-TB and/or MDR-TB notified

Scope of Targets: Geographic National, 100% of national program target **Cumulation Type:** Non cumulative

Baseline (Date Source): IS SSD **Target(Oct - Dec)** **Reverse Indicator:** No

N:	D:	%	Year	Target(Oct - Dec)				S2	Annual
				N:	D:	%			
			Q1 Jan-2024 to Mar-2024	Q2 Apr-2024 to Jun-2024	Q3 Jul-2024 to Sep-2024	Q4 Oct-2024 to Dec-2024	Jul-2024 to Dec-2024	Jan-2024 to Dec-2024	
PR Results	DRTB-2 [N]		N: [] D: [] % []	N: [] D: [] % []	N: [] D: [] % []	N: [] D: [] % []	N: [] D: [] % []	N: [] D: [] % []	

PR Comments **0**

▼ Coverage Indicator Disaggregation Please select a category ▼ View disaggregation

[< Previous indicator](#) [Next indicator >](#) [Close](#)

Coverage Indicator

Indicator Code: DRTB-2 **DRTB-2** Number of people with confirmed RR-TB and/or MDR-TB notified

Scope of Targets: Geographic National, 100% of national program target **Cumulation Type:** Non cumulative

Baseline (Date Source): IS SSD **Reverse Indicator:** No

N:	D:	%	Year	Target(Oct - Dec)					N:	D:	%
				Q1	Q2	Q3	Q4	S2			
			Jan-2024 to Mar-2024	Apr-2024 to Jun-2024	Jul-2024 to Sep-2024	Oct-2024 to Dec-2024	Jul-2024 to Dec-2024	Jan-2024 to Dec-2024			
PR Results	DRTB-2.IN	N: 972	N: 1,027	N:	N:	N:	N:	N:	N:	N:	Refresh
		D:	D:	D:	D:	D:	D:	D:			
		%	%	%	%	%	%	%			

PR Comments ⓘ

▼ Coverage Indicator Disaggregation
 Please select a category ▼
 [View disaggregation](#)

▼ Coverage Indicator Disaggregation Age ▼ [View disaggregation](#)

		Required Disaggregation	Baseline (Date Source): IS SSD	
			N: 3,882	D: % Year 2022
Result	15+	N:	<input type="text"/>	
		D:	<input type="text"/>	
		%	<input type="text"/>	
		Data source	<input type="text"/>	
		Comments	<input type="text"/>	
		Required Disaggregation	Baseline (Date Source): IS SSD	
			N: 28	D: % Year 2022
Result	<15	N:	<input type="text"/>	
		D:	<input type="text"/>	
		%	<input type="text"/>	
		Data source	<input type="text"/>	
		Comments	<input type="text"/>	

Impact/Outcome Indicators
Disaggregation

Coverage Elementary Indicators

Coverage Indicators
Disaggregation

WTPM

View only

Coverage Indicators **Coverage Indicators Disaggregation**

Item	Code ↑	Indicator	Country / Scope of Target	Category	Required Disaggregation	Baseline	Baseline Data Source and Year	Results
1	DRTB-2	DRTB-2 Number of people with confirmed RR-TB and/or MDR-TB notified	Geographic National, 100% of national program target	Age	15+	N: D: %		N: D: %
2	DRTB-2	DRTB-2 Number of people with confirmed RR-TB and/or MDR-TB notified	Geographic National, 100% of national program target	HIV status	Unknown	N: D: %		N: D: %
3	DRTB-2	DRTB-2 Number of people with confirmed RR-TB and/or MDR-TB notified	Geographic National, 100% of national program target	Age	<15	N: D: %		N: D: %
4	DRTB-2	DRTB-2 Number of people with confirmed RR-TB and/or MDR-TB notified	Geographic National, 100% of national program target	Gender	Male	N: D: %		N: D: %
5	DRTB-2	DRTB-2 Number of people with confirmed RR-TB and/or MDR-TB notified	Geographic National, 100% of national program target	HIV status	Negative	N: D: %		N: D: %
6	DRTB-2	DRTB-2 Number of people with confirmed RR-TB and/or MDR-TB notified	Geographic National, 100% of national program target	Gender	Female	N: D: %		N: D: %
7	DRTB-2	DRTB-2 Number of people with confirmed RR-TB and/or MDR-TB notified	Geographic National, 100% of national program target	HIV status	Positive	N: D: %		N: D: %
8	DRTB-3	DRTB-3 Percentage of people with confirmed RR-TB and/or MDR-TB that began second-line treatment	Geographic National, 100% of national program target	Age	15+	N: D: %		N: D: %

Programmatic section – cont'd

WPTM

> Errors and Warnings

Check data quality

Item	Intervention	Activity	Milestone / Targets	Criteria for Completion	Progress Status	Score	PR Comments
1	Facility-based testing for key population (KP) programs			<p>0 (not started): No progress is shown toward achieving the milestone 1 (started): Key prison authorities were identified, and coordination meetings were conducted to ensure HT service delivery to female prisoners. Reports/minutes from the meetings are available</p> <p>2 (advancing): Approval for conducting and reporting on HTM activities among female prisoners obtained</p> <p>3 (completed): Action plan to roll out the HT programs in female prisons drafted and endorsed by the prison authorities</p>	Select		
2	TB screening and diagnosis			<p>0 (not started): No progress is shown toward achieving the milestone 1 (started): Key prison authorities were identified, and coordination meetings were conducted to ensure HT service delivery to female prisoners. Reports/minutes from the meetings are available</p> <p>2 (advancing): Approval for conducting and reporting on HTM activities among female prisoners obtained. Assessment of the current TB screening services and sample transportation system for female prisoners done.</p> <p>3 (completed): Action plan to roll out the HT programs in female prisons drafted and endorsed by the prison authorities</p>	Select		

Coversheet

Cash Reconciliation

Open Advances

SR Cash Reconciliation

Commitments & Obligations

Commitments & Obligations Listing

Expenditure Report

Triangulation


Tax Reporting


Non-compliant Expenditures

Forecast Report

Disbursement Request

Coversheet

>  Errors and Warnings

 Check data quality

Data quality check required

Financial Summary

Cash balance at the end of the period	Budget utilization	Time elapsed since start of IP
	%	%

Exchange rates

Item	Exchange Rate	Exchange rates used by the PR
1	Exchange rate to convert opening cash balance	<input type="text"/>
2	Exchange rate to convert closing cash balance	<input type="text"/>
3	Exchange rate to convert total PR cash outflow for the reporting period	<input type="text"/>
4	Comments on exchange rates	<input style="height: 50px;" type="text"/>

Cash Reconciliation

Financial Reporting Period
01-Jan-24 to 31-Dec-24

Implementation Period currency
USD

> Errors and Warnings

Check data quality

Data quality check required

Data Import Wizard

Copy Data

Import

Instructions

A. Principal Recipient cash reconciliation statement in IP currency

1.1. PR cash balance: beginning of the current financial reporting period

Item No.	Description	Regular Funds	Total	1.Comment on cash flows 2.Outline the data source(s) 3.Provide any other contextual information
1.1	PR cash balance: beginning of the current financial reporting period	<input type="text"/>	-	<input type="text"/>

2. IP Income

Item No.	Description	Regular Funds	Total	1.Comment on cash flows 2.Outline the data source(s) 3.Provide any other contextual information
2.1	Disbursements made directly by the Global Fund to the PR		-	<input type="text"/>
2.2	Disbursements made by the Global Fund through PPM / wambo		-	<input type="text"/>
2.3	Other direct disbursements made by the Global Fund		-	<input type="text"/>
2A	Total disbursements made by the Global Fund		-	<input type="text"/>
2.4	Interest received on PR bank accounts	<input type="text"/>		<input type="text"/>
2.5	PR's revenue from income-generating activities and other income (e.g. income from disposal of assets, etc.), if applicable	<input type="text"/>		<input type="text"/>
2B	Total other income for PR		-	<input type="text"/>
2.7.1	Refunds received at PR level from third parties	<input type="text"/>		<input type="text"/>
2.7.2	Refunds received from SRs	<input type="text"/>		<input type="text"/>
2.7.3	Tax refunds received (e.g. VAT/other tax returns)	<input type="text"/>		<input type="text"/>
2.7.4	Reimbursement of non-compliant expenditures made into PR account	<input type="text"/>		<input type="text"/>
2C	Total Refunds received		-	<input type="text"/>
2.7	Total IP income		-	<input type="text"/>

Financial section – cont'd

Coversheet

Cash Reconciliation

Open Advances

SR Cash Reconciliation

Commitments & Obligations

Commitments & Obligations Listing

Expenditure Report

Triangulation

Tax Reporting

Non-compliant Expenditures

Forecast Report

Disbursement Request

3. IP cash outflows

Item No.	Description	Regular Funds	Total	1.Comment on cash flows 2.Outline the data source(s) 3.Provide any other contextual information
3.1	PR Payments (including advance payments)	<input type="text"/>	-	<input type="text"/>
3.2	PPM / wambo payments made by the Global Fund on behalf of the PR	-	-	<input type="text"/>
3.3	Payments to other third parties by the Global Fund on behalf of the PR	-	-	<input type="text"/>
3.4	PR disbursement(s) to sub-recipients	<input type="text"/>	-	<input type="text"/>
3.5	Bank charges on disbursements and payments for PR	<input type="text"/>	-	<input type="text"/>
3.6	Total payments and disbursements	-	-	<input type="text"/>

4. Reconciling adjustments: (PR only)

Item No.	Description	Regular Funds	Total	1.Comment on cash flows 2.Outline the data source(s) 3.Provide any other contextual information
4.1	Other reconciliation adjustments (including for previous financial reporting periods)	<input type="text"/>	-	<input type="text"/>
4.2	Net exchange gains/losses on translation of balances	<input type="text"/>	-	<input type="text"/>
4.3	Total reconciling adjustments	-	-	<input type="text"/>

5. Total cash balance: end of the current financial reporting period

Item No.	Description	Regular Funds	Total	1.Comment on cash flows 2.Outline the data source(s) 3.Provide any other contextual information
5.1	Total PR cash balance	-	-	<input type="text"/>

B. Bank Reconciliation Statement balances

Item No.	Description	Total	1.Comment on cash flows 2.Outline the data source(s) 3.Provide any other contextual information
9.1	PR balance as per bank statements (for information only)	<input type="text"/>	<input type="text"/>
9.2	Bank reconciliation net amount	<input type="text"/>	<input type="text"/>
9.3	Variance between bank statement balance and PR cash balance	-	<input type="text"/>
9.4	Variance between bank reconciliation statement balance and PR cash balance	-	<input type="text"/>

Open Advances

Financial Reporting Period
01-Jan-24 to 31-Dec-24

Implementation Period currency
USD

> Errors and Warnings

Check data quality

Data quality check required

Schedule of open advances in IP currency

Regular Funds

Item No.	Description	SR advances	PR procurement advances (PPM/Wambo only)	PR other advances (GDF, prepayments, etc.)	Comments
6.1	Open advances at the beginning of the current financial reporting period	<input type="text"/>	<input type="text"/>	<input type="text"/>	<input type="text"/>
6.2	Disbursements made through PPM / wambo	<input type="text"/>	<input type="text"/>	<input type="text"/>	<input type="text"/>
6.3	Other direct disbursements made by the Global Fund	<input type="text"/>	<input type="text"/>	<input type="text"/>	<input type="text"/>
6.4	Disbursements to sub-recipient(s) and other suppliers	<input type="text"/>	<input type="text"/>	<input type="text"/>	<input type="text"/>
6.5	Less: value of goods and services delivered against open advances	<input type="text"/>	<input type="text"/>	<input type="text"/>	<input type="text"/>
6.6	Sub-recipient(s) other income	<input type="text"/>	<input type="text"/>	<input type="text"/>	<input type="text"/>
6.7	Sub-recipient(s) refunds	<input type="text"/>	<input type="text"/>	<input type="text"/>	<input type="text"/>
6.9	Net exchange gains/(losses) on translation of balances	<input type="text"/>	<input type="text"/>	<input type="text"/>	<input type="text"/>
6.8	Open advances at the end of the current financial reporting period	<input type="text"/>	<input type="text"/>	<input type="text"/>	<input type="text"/>

SR Cash Reconciliation

Financial Reporting Period
01-Jan-24 to 31-Dec-24

Implementation Period currency
USD

> Errors and Warnings

Check data quality

Additional columns:

- (8) SR open advances at closing at PR level
- (9) Actual SR cash balance (if applicable)
- (10) Variances on SR balances
- PR comments

Regular Funds

#	(1) Sub-recipient Name	(2) Cumulative sub-recipient expenses for previous financial reporting periods at PR level	(3) SR open advances at beginning of financial reporting period at PR level	(4) Disbursements made by the PR or directly by the Global Fund during the current financial reporting period	(5) Other income during the current financial reporting period	(6) Expenditures validated by the PR during the current financial reporting period	(7) Refunds received from the SR	(11) Net exchange gains/(losses) on translation of balances
<div style="display: flex; justify-content: space-between; align-items: center;"> + Add Sub-Recipient <div style="border: 1px solid black; width: 20px; height: 20px;"></div> </div>								

Commitments and Obligations

Financial Reporting Period
01-Jan-24 to 31-Dec-24

Implementation Period currency
USD

> Errors and Warnings

Check data quality

Data quality check required

Principal Recipient financial commitments obligations

Regular Funds

Item No.	Description	Previous financial reporting period	Current financial reporting period	1.Comment on cash flows 2.Outline the data source(s) 3.Provide any other contextual information
7.1a	PR total financial commitments	<input type="text"/>	<input type="text"/>	<input type="text"/>
7.1b	SR(s) total financial commitments	<input type="text"/>	<input type="text"/>	<input type="text"/>
7.2a	PR financial obligations		<input type="text"/>	<input type="text"/>
7.2b	SR(s) financial obligations		<input type="text"/>	<input type="text"/>
7.2c	Accrued severance		<input type="text"/>	<input type="text"/>
7.4	Total financial commitments & financial obligations		<input type="text"/>	<input type="text"/>

Final PU only

Commitments and Obligations Listing

Financial Reporting Period
01-Jan-24 to 31-Dec-24

> **Errors and Warnings** [Check data quality](#) Highlight mandatory blank fields Data quality check required

Data Import Wizard
[Copy Data](#) [Import](#) [Instructions](#)

Regular Funds

Financial Commitments Financial Obligations Accrued Severance

#	Module	Intervention	Activity description	Cost Input	Implementers	Type of Implementer	Amount in IP currency	Delivery date	Comments
+ Add Module									

Detailed Expenditure Reporting

Financial Reporting Period
01-Jan-24 to 31-Dec-24

Implementation Period currency
USD

> **Errors and Warnings**

☰ Check data

Regular Funds

Cumulative expenditure at start of financial reporting period

Disbursed until the end of the reporting period

Disbursed until the end of the reporting period

Opening cash balance at start

Additional columns:

- Budget vs expenditure variance
- Absorption
- Savings for reinvestment
- Delayed activities
- Other variance
- Explain cumulative period variances

▼ A. Breakdown by Costing Dimension

Total							
Cost Input	Budget for the current financial reporting year	Expenditure for the current financial reporting period	Budget vs Expenditure variance for the current period	Absorption rate	Cumulative expenditure reported by PR up to the start of current financial reporting period	Cumulative Global Fund validated expenditure up to the start of current financial reporting period	Cumulative budget up to end of the financial reporting year
1.1 Salaries - program management	<input type="text"/>	<input type="text"/>	<input type="text"/>	<input type="text"/>	<input type="text"/>	<input type="text"/>	<input type="text"/>
1.4 Other HR Costs	<input type="text"/>	<input type="text"/>	<input type="text"/>	<input type="text"/>	<input type="text"/>	<input type="text"/>	<input type="text"/>
1.6 Salaries - community-based, incl. Community Health Workers (CHWs) and outreach w	<input type="text"/>	<input type="text"/>	<input type="text"/>	<input type="text"/>	<input type="text"/>	<input type="text"/>	<input type="text"/>
2.1 Training related per diems/transport/other costs	<input type="text"/>	<input type="text"/>	<input type="text"/>	<input type="text"/>	<input type="text"/>	<input type="text"/>	<input type="text"/>
2.4 Meeting/Advocacy related per diems/transport/other costs	<input type="text"/>	<input type="text"/>	<input type="text"/>	<input type="text"/>	<input type="text"/>	<input type="text"/>	<input type="text"/>
2.5 Other Transportation costs	<input type="text"/>	<input type="text"/>	<input type="text"/>	<input type="text"/>	<input type="text"/>	<input type="text"/>	<input type="text"/>
2.6 Surveys/data collection related per diems/transport/other costs	<input type="text"/>	<input type="text"/>	<input type="text"/>	<input type="text"/>	<input type="text"/>	<input type="text"/>	<input type="text"/>

Financial section – cont'd

Coversheet

Cash Reconciliation

Open Advances

SR Cash Reconciliation

Commitments & Obligations

Commitments & Obligations Listing

Expenditure Report

Triangulation

Tax Reporting

Non-compliant Expenditures

Forecast Report

Disbursement Request

Cost Input	Budget for the current financial reporting year	Expenditure for the current financial reporting period	Budget vs Expenditure variance for the current period	Absorption rate	Cumulative expenditure reported by PR up to the start of current financial reporting period	Cumulative Global Fund validated expenditure up to the start of current financial reporting period	Cumulative budget up to end of the financial reporting year
3.1 Technical Assistance Fees/Consultants							
3.3 External audit fees							
3.4 Other external professional services							
4.1 Antiretroviral medicines							
4.2 Anti-tuberculosis medicines							
4.4 Medicines for Harm Reduction							
4.5 Opportunistic infections and STI medicines							
4.7 Other medicines							
5.4 Rapid Diagnostic Tests							
5.6 Other laboratory reagents, test kits and consumables							
5.8 Other consumables							
5.13 Molecular testing reagents, test kits and consumables							
6.1 Flow cytometry (CD4 analysers)							
6.3 Microscopy							
6.6 Other health equipment							
6.8 Equipment for Molecular testing (NAT)							
6.9 Other laboratory equipment							
6.11 Equipment for Sequencing							

Additional columns:

- Budget vs expenditure variance
- Absorption
- Savings for reinvestment
- Delayed activities
- Other variance
- Explain cumulative period variances

Financial section – cont'd

Coversheet	Cash Reconciliation	Open Advances	SR Cash Reconciliation	Commitments & Obligations	Commitments & Obligations Listing	Expenditure Report	Triangulation	Tax Reporting	Non-compliant Expenditures	Forecast Report	Disbursement Request
------------	---------------------	---------------	------------------------	---------------------------	-----------------------------------	--------------------	---------------	---------------	----------------------------	-----------------	----------------------

Cost Input	Budget for the current financial reporting year	Expenditure for the current financial reporting period	Budget vs Expenditure variance for the current period	Absorption rate	Cumulative expenditure reported by PR up to the start of current financial reporting period	Cumulative Global Fund validated expenditure up to the start of current financial reporting period	Cumulative budget up to end of the financial reporting year
7.1 Procurement agent and handling fees							
7.2 Freight and insurance costs							
7.3 Warehouse and Storage Costs							
7.4 In-country distribution costs							
7.5 Quality assurance and quality control costs (QA/QC)							
8.2 Renovation/constructions							
9.1 IT - computers, computer equipment, software and applications							
9.2 Vehicles							
9.3 Other non-health equipment							
9.4 Maintenance and service costs non-health equipment							
10.1 Printed materials (forms, books, guidelines, brochure, leaflets, etc.)							
10.2 Television/Radio spots and programmes							
10.3 Promotional Material (t-shirts, mugs, pins...) and other CMP costs							
11.1 Office related costs							
13.2 Activity Based Contracts, Community Based Org. and other service providers							
13.5 Incentives -community-based, incl. Community Health Workers and outreach workers							
13.6 Incentives - facility-based, including medical staff and other service providers							

Additional columns:

- Budget vs expenditure variance
- Absorption
- Savings for reinvestment
- Delayed activities
- Other variance
- Explain cumulative period variances



Triangulation

Financial Reporting Period
01-Jan-24 to 31-Dec-24

Implementation Period currency
USD

> Errors and Warnings

Check data quality

Data quality check required

Regular Funds

Item No.	Description	Period	Cumulative	Comments
13	Triangulation of financial figures			
13.1	Cash balance: beginning of the current financial reporting period	<input type="text"/>	<input type="text"/>	<input type="text"/>
13.2	Open advances: beginning of the current financial reporting period	<input type="text"/>	<input type="text"/>	<input type="text"/>
13.3a	Total IP income	<input type="text"/>	<input type="text"/>	<input type="text"/>
13.3b	Total refunds received	<input type="text"/>	<input type="text"/>	<input type="text"/>
13.4	Total expenditure per PR expenditure report	<input type="text"/>	<input type="text"/>	<input type="text"/>
13.5	Net change in total financial commitments from previous year	<input type="text"/>	<input type="text"/>	<input type="text"/>
13.6	Open advances at the end of the current financial reporting period	<input type="text"/>	<input type="text"/>	<input type="text"/>
13.7	Total reconciling adjustments	<input type="text"/>	<input type="text"/>	<input type="text"/>

Financial section – cont'd

Coversheet

Cash Reconciliation

Open Advances

SR Cash Reconciliation

Commitments & Obligations

Commitments & Obligations Listing

Expenditure Report

Triangulation

Tax Reporting

Non-compliant Expenditures

Forecast Report

Disbursement Request

		Period	Cumulative	Comments
13.8	Total expected PR closing cash balance	<input type="text"/>	<input type="text"/>	<input type="text"/>
13.9	Total cash balance in-country	<input type="text"/>	<input type="text"/>	<input type="text"/>
13.10	Triangulation variance to be reconciled or reimbursed by PR	<input type="text"/>	<input type="text"/>	<input type="text"/>
13.11	Triangulation variance due to SR income	<input type="text"/>	<input type="text"/>	<input type="text"/>
13.12	Triangulation variance due to SR exchange gain/loss on translation	<input type="text"/>	<input type="text"/>	<input type="text"/>
13.13	Triangulation variance due to open non-compliant expenditures	<input type="text"/>	<input type="text"/>	<input type="text"/>
13.14	Triangulation variance due to refund of taxes	<input type="text"/>	<input type="text"/>	<input type="text"/>
13.15	Other (please specify)	<input type="text"/>	<input type="text"/>	<input type="text"/>
13.16	Total explained difference	<input type="text"/>	<input type="text"/>	<input type="text"/>
13.17	Total unexplained difference	<input type="text"/>	<input type="text"/>	<input type="text"/>
13.2.0	Expenditure check			
13.2.1	Expenditure recognized for the year	<input type="text"/>	<input type="text"/>	<input type="text"/>
13.2.2	Cumulative expenditure as per check	<input type="text"/>	<input type="text"/>	<input type="text"/>
13.2.3	Cumulative expenditure as reported in Expenditure Report	<input type="text"/>	<input type="text"/>	<input type="text"/>
13.2.4	Variance		<input type="text"/>	<input type="text"/>

Tax Reporting

Financial Reporting Period
01-Jan-24 to 31-Dec-24

Implementation Period currency
USD

> **Errors and Warnings**

[Check data quality](#)

Data quality check required

Taxes paid and recovered, Including sub-recipient taxes

Item No.	Description	PR	SR	TOTAL
	Grant Tax Exemption Status	Select	Select	Select
12.1	Balance of Taxes Unrecovered at the start of the Reporting Period			
12.2	Taxes Paid During the Reporting Period			
12.3	Taxes Recovered from Tax Authorities during the Reporting Period			
12.4	Closing Balance of Taxes Not Yet recovered from Tax Authorities			
12.5	Total Taxes Reimbursed by Implementer to Grant Account during the Reporting Period			
12.6	Total Taxes Reimbursed by Implementer to Global Fund during the Reporting Period			
12.7	Balance of Taxes Unrecovered at the end of the Reporting Period			

Tax information comments

Non-compliant Expenditures

Financial Reporting Period
01-Jan-24 to 31-Dec-24

Implementation Period currency
USD

> Errors and Warnings

Check data quality

Data quality check required

Principal Recipient non-compliant expenditures in IP currency

Regular Funds

Item No.	Description	Current financial reporting period	1.Comment on cash flows 2.Outline the data source(s) 3.Provide any other contextual information
10.1	Non-compliant expenditures validated for the current financial reporting period	<input type="text"/>	<input style="float: right; text-align: right; border: 1px solid #ccc;" type="text"/>

PUDR only

Forecast report

Financial Reporting Period
01-Jan-24 to 31-Dec-24

Implementation Period currency
USD

Highlight mandatory blank fields

[> 0 Errors and Warnings](#)
[☰ Check data quality](#)
Data quality check required

Regular Funds

Expenditure gap Total re-forecasted Amount remaining to be forecasted

Data Import Wizard

[Copy Data](#)
[Import](#)
[Instructions](#)

A. Breakdown by Costing Dimension									
Total									
Cost Input	Total IP budget	Cumulative expenditure at the end of the current financial reporting period	Expenditure gap	Forecast Y2	Forecast Y3	Updated forecast until end of IP	Planned utilization	Provide comment on updated forecast	
1.1 Salaries - program management									
1.4 Other HR Costs									
1.6 Salaries - community-based, incl. Community Health Workers (CHWs) and outreach w									
2.1 Training related per diems/transport/other costs									

Financial section – cont'd

Coversheet

Cash Reconciliation

Open Advances

SR Cash Reconciliation

Commitments & Obligations

Commitments & Obligations Listing

Expenditure Report

Triangulation


















Tax Reporting

Non-compliant Expenditures

Forecast Report

Disbursement Request

PUDR only

		Total IP budget	Cumulative expenditure at the end of the current financial reporting period	Expenditure gap	Forecast Y2	Forecast Y3	Updated forecast until end of IP	Planned utilization	Provide comment on updated forecast
2.4 Meeting/Advocacy related per diems/transport/other costs		<input type="text"/>	<input type="text"/>	<input type="text"/>	<input type="text"/>	<input type="text"/>	<input type="text"/>	<input type="text"/>	<input type="text"/> 
2.5 Other Transportation costs		<input type="text"/>	<input type="text"/>	<input type="text"/>	<input type="text"/>	<input type="text"/>	<input type="text"/>	<input type="text"/>	<input type="text"/> 
2.6 Surveys/data collection related per diems/transport/other costs		<input type="text"/>	<input type="text"/>	<input type="text"/>	<input type="text"/>	<input type="text"/>	<input type="text"/>	<input type="text"/>	<input type="text"/> 
3.1 Technical Assistance Fees/Consultants		<input type="text"/>	<input type="text"/>	<input type="text"/>	<input type="text"/>	<input type="text"/>	<input type="text"/>	<input type="text"/>	<input type="text"/> 
3.3 External audit fees		<input type="text"/>	<input type="text"/>	<input type="text"/>	<input type="text"/>	<input type="text"/>	<input type="text"/>	<input type="text"/>	<input type="text"/> 
3.4 Other external professional services		<input type="text"/>	<input type="text"/>	<input type="text"/>	<input type="text"/>	<input type="text"/>	<input type="text"/>	<input type="text"/>	<input type="text"/> 
4.1 Antiretroviral medicines		<input type="text"/>	<input type="text"/>	<input type="text"/>	<input type="text"/>	<input type="text"/>	<input type="text"/>	<input type="text"/>	<input type="text"/> 
4.2 Anti-tuberculosis medicines		<input type="text"/>	<input type="text"/>	<input type="text"/>	<input type="text"/>	<input type="text"/>	<input type="text"/>	<input type="text"/>	<input type="text"/> 
4.4 Medicines for Harm Reduction		<input type="text"/>	<input type="text"/>	<input type="text"/>	<input type="text"/>	<input type="text"/>	<input type="text"/>	<input type="text"/>	<input type="text"/> 
4.5 Opportunistic infections and STI medicines		<input type="text"/>	<input type="text"/>	<input type="text"/>	<input type="text"/>	<input type="text"/>	<input type="text"/>	<input type="text"/>	<input type="text"/> 
4.7 Other medicines		<input type="text"/>	<input type="text"/>	<input type="text"/>	<input type="text"/>	<input type="text"/>	<input type="text"/>	<input type="text"/>	<input type="text"/> 
5.4 Rapid Diagnostic Tests		<input type="text"/>	<input type="text"/>	<input type="text"/>	<input type="text"/>	<input type="text"/>	<input type="text"/>	<input type="text"/>	<input type="text"/> 
5.6 Other laboratory reagents, test kits and consumables		<input type="text"/>	<input type="text"/>	<input type="text"/>	<input type="text"/>	<input type="text"/>	<input type="text"/>	<input type="text"/>	<input type="text"/> 
5.8 Other consumables		<input type="text"/>	<input type="text"/>	<input type="text"/>	<input type="text"/>	<input type="text"/>	<input type="text"/>	<input type="text"/>	<input type="text"/> 
5.13 Molecular testing reagents, test kits and consumables		<input type="text"/>	<input type="text"/>	<input type="text"/>	<input type="text"/>	<input type="text"/>	<input type="text"/>	<input type="text"/>	<input type="text"/> 
6.1 Flow cytometry (CD4 analysers)		<input type="text"/>	<input type="text"/>	<input type="text"/>	<input type="text"/>	<input type="text"/>	<input type="text"/>	<input type="text"/>	<input type="text"/> 
6.3 Microscopy		<input type="text"/>	<input type="text"/>	<input type="text"/>	<input type="text"/>	<input type="text"/>	<input type="text"/>	<input type="text"/>	<input type="text"/> 
6.6 Other health equipment		<input type="text"/>	<input type="text"/>	<input type="text"/>	<input type="text"/>	<input type="text"/>	<input type="text"/>	<input type="text"/>	<input type="text"/> 

PUDR only

B. Breakdown by Module / Intervention									
Total									
Module	Intervention	Total IP budget	Cumulative expenditure at the end of the current financial reporting period	Expenditure gap	Forecast Y2	Forecast Y3	Updated forecast until end of IP	Planned utilization	Provide comment on updated forecast
Differentiated HIV Testing Services	Facility-based testing for key population (KP) programs								
Drug-resistant (DR)-TB diagnosis, treatment and care	DR-TB diagnosis/drug susceptibility testing (DST)								
Drug-resistant (DR)-TB diagnosis, treatment and care	DR-TB treatment, care and support								
Elimination of vertical transmission of HIV, syphilis and hepatitis B	Integrated testing of pregnant women for HIV, syphilis and hepatitis B								
Elimination of vertical transmission of HIV, syphilis and hepatitis B	Retention support for pregnant and breastfeeding women (facility and community)								
Prevention package for men who have sex with men (MSM) and their sexual partners	Condom and lubricant programing for MSM								
Prevention package for men who have sex with men (MSM) and their sexual partners	HIV prevention communication, information and demand creation for MSM								
Prevention package for men who have sex with men (MSM) and their sexual partners	Pre-exposure prophylaxis (PrEP) programing for MSM								
Prevention package for other vulnerable populations (OVP)	HIV prevention communication, information and demand creation for OVP								
Prevention package for other vulnerable populations (OVP)	Pre-exposure prophylaxis (PrEP) programing for OVP								
Prevention package for people in prisons and other closed settings	Harm reduction interventions for drug use for prisoners								
Prevention package for people in prisons and other closed settings	Pre-exposure prophylaxis (PrEP) programing for prisoners								
Prevention package for people who use drugs (PUD) and their sexual partners	HIV prevention communication, information and demand creation for PUD								
Prevention package for people who use drugs (PUD) and their sexual partners	Needle and syringe programs for PWID								
Prevention package for people who use drugs (PUD) and their sexual partners	Opioid substitution therapy and other medically assisted drug dependence treatment for PWID								
Prevention package for people who use drugs (PUD) and their sexual partners	Overdose prevention and management for PWID								

Financial section – cont'd

Coversheet

Cash Reconciliation

Open Advances

SR Cash Reconciliation

Commitments & Obligations

Commitments & Obligations Listing

Expenditure Report

Triangulation

Tax Reporting

Non-compliant Expenditures

Forecast Report

Disbursement Request

PUDR only

Module	Intervention	Total IP budget	Cumulative expenditure at the end of the current financial reporting period	Expenditure gap	Forecast Y2	Forecast Y3	Updated forecast until end of IP	Planned utilization	Provide comment on updated forecast
TB/HIV	TB/HIV - Key populations	<input type="text"/>	<input type="text"/>	<input type="text"/>	<input type="text"/>	<input type="text"/>	<input type="text"/>	<input type="text"/>	<input type="text"/>
TB/HIV	TB/HIV - Prevention	<input type="text"/>	<input type="text"/>	<input type="text"/>	<input type="text"/>	<input type="text"/>	<input type="text"/>	<input type="text"/>	<input type="text"/>
TB/HIV	TB/HIV - Screening, testing and diagnosis	<input type="text"/>	<input type="text"/>	<input type="text"/>	<input type="text"/>	<input type="text"/>	<input type="text"/>	<input type="text"/>	<input type="text"/>
Treatment, care and support	Diagnosis and management of advanced disease (adults and children)	<input type="text"/>	<input type="text"/>	<input type="text"/>	<input type="text"/>	<input type="text"/>	<input type="text"/>	<input type="text"/>	<input type="text"/>
Treatment, care and support	HIV treatment and differentiated service delivery - adults (15 and above)	<input type="text"/>	<input type="text"/>	<input type="text"/>	<input type="text"/>	<input type="text"/>	<input type="text"/>	<input type="text"/>	<input type="text"/>
Treatment, care and support	HIV treatment and differentiated service delivery - children (under 15)	<input type="text"/>	<input type="text"/>	<input type="text"/>	<input type="text"/>	<input type="text"/>	<input type="text"/>	<input type="text"/>	<input type="text"/>
Treatment, care and support	Integrated management of common co-infections and co-morbidities (adults and children)	<input type="text"/>	<input type="text"/>	<input type="text"/>	<input type="text"/>	<input type="text"/>	<input type="text"/>	<input type="text"/>	<input type="text"/>
Treatment, care and support	Treatment monitoring - Drug resistance	<input type="text"/>	<input type="text"/>	<input type="text"/>	<input type="text"/>	<input type="text"/>	<input type="text"/>	<input type="text"/>	<input type="text"/>
<input type="button" value="+ Add"/>									

▼ C. Breakdown by Implementing Entity

Total		Total IP budget	Cumulative expenditure at the end of the current financial reporting period	Expenditure gap	Forecast Y2	Forecast Y3	Updated forecast until end of IP	Planned utilization	Provide comment on updated forecast
Implementing Entity	Type of Implementing Entity								
STATE ENTERPRISE AGENCY ON MEDICAL PROCUREMENT OF UKRAINE MOH OF UKRAINE	n/a	<input type="text"/>	<input type="text"/>	<input type="text"/>	<input type="text"/>	<input type="text"/>	<input type="text"/>	<input type="text"/>	<input type="text"/>
State Institution "Public Health Center of the Ministry of Health of Ukraine"	GOV	<input type="text"/>	<input type="text"/>	<input type="text"/>	<input type="text"/>	<input type="text"/>	<input type="text"/>	<input type="text"/>	<input type="text"/>
<input type="button" value="+ Add"/>									

PUDR only

Disbursement Request

Disbursement Request Execution Period
01-Jan-25 to 31-Dec-25

Implementation Period currency
USD

> **Errors and Warnings** [Check data quality](#) Data quality check required

Regular Funds

Total forecasted net cash expenditures by the Principal Recipient for the coming financial reporting period (immediately following the current financial reporting period covered by the Progress Update)

#	Implementation Quarter	Execution Period					Buffer Period				
		01-Jan-25 to 31-Dec-25				Execution Period Total	Remaining to be broken down	01-Jan-26 to 30-Jun-26	Buffer Period Total	Total	
1	Approved Budget										
2	Forecast net of commitments										
3	Liquidation of commitments										
4	Total Forecast										
5	Cash balance at the end of current financial reporting period covered by Progress Update										
6	Open advances at the end of the current financial reporting period										
7	Cash in transit for the current financial reporting period (Disbursements to PR)										
8	Cash in transit for the current financial reporting period (Third party disbursements)										
9	Cash in transit after the current financial reporting period (Disbursements to PR)										
10	Cash in transit after the current financial reporting period (Third-party disbursements)										
	Disbursement Request										

PUDR only

#	Implementation Quarter	Execution Period					Buffer Period			Total
		01-Jan-25 to 31-Dec-25				Execution Period Total	01-Jan-26 to 30-Jun-26		Buffer Period Total	
1	Forecasted disbursement to PR	<input type="text"/>	<input type="text"/>	<input type="text"/>	<input type="text"/>	<input type="text"/>	<input type="text"/>	<input type="text"/>	<input type="text"/>	
2	PPM / wambo forecasted disbursement	<input type="text"/>	<input type="text"/>	<input type="text"/>	<input type="text"/>	<input type="text"/>	<input type="text"/>	<input type="text"/>	<input type="text"/>	
3	Forecasted direct disbursement by entity	<input type="text"/>	<input type="text"/>	<input type="text"/>	<input type="text"/>	<input type="text"/>	<input type="text"/>	<input type="text"/>	<input type="text"/>	
4	State Institution "Public Health Center of the Ministry of Health of Ukraine"	<input type="text"/>	<input type="text"/>	<input type="text"/>	<input type="text"/>	<input type="text"/>	<input type="text"/>	<input type="text"/>	<input type="text"/>	
5	STATE ENTERPRISE AGENCY ON MEDICAL PROCUREMENT OF UKRAINE MOH OF UKRAINE	<input type="text"/>	<input type="text"/>	<input type="text"/>	<input type="text"/>	<input type="text"/>	<input type="text"/>	<input type="text"/>	<input type="text"/>	
<input type="button" value="+ Add Implementation quarter"/>										
Disbursement Request										

PR explanation on significant variance between the forecasted amounts and the amounts as per approved budgets. Please specify the main factors and related amounts that represent major drivers of the variance.

Health Products

> **i** Errors and Warnings

☰ Check data quality

A. Price Quality Reporting

Description	Principal Recipient	Comments
Is the Price Quality Reporting (PQR) updated with the required information on the pharmaceuticals and health products received during the period covered by this PU/DR (if applicable)? If health products procurement information has not been entered into the PQR, please explain why. ! For further guidance on PQR data entry, please refer to the Guide to Global Fund Policies on Procurement and Supply Management of Health Products.	Select <input type="text"/>	<input type="text"/>

B. Risk of Stock out and Expiry

Based on the most up-to-date stock situation, are there any risks of stock-outs or expiries for the key pharmaceuticals and health products listed below at the central level in the next Reporting Period? If yes, please comment

Key Pharmaceuticals & health products	Risk of expiry	Risk of stock out	Comments
1. Anti-malaria medicines	Select <input type="text"/>	Select <input type="text"/>	<input type="text"/>
2. Bed nets	Select <input type="text"/>	Select <input type="text"/>	<input type="text"/>
3. In-Vitro Diagnostic Products (core/main products only)	Select <input type="text"/>	Select <input type="text"/>	<input type="text"/>
4. Condoms	Select <input type="text"/>	Select <input type="text"/>	<input type="text"/>
5. Anti-retrovirals (provide info for core/main ARV products used to treat 70% of the people on treatment)	Select <input type="text"/>	Select <input type="text"/>	<input type="text"/>
6. Anti-TB medicines (main first, and second line formulations)	Select <input type="text"/>	Select <input type="text"/>	<input type="text"/>
7. Lab supplies (e.g. CD4, Viral Load, Cartridges...)	Select <input type="text"/>	Select <input type="text"/>	<input type="text"/>
8. Other (Please specify in the "Comment" column)	Select <input type="text"/>	Select <input type="text"/>	<input type="text"/>

PSCM & Grant Management – cont'd

Sections C & D apply to **High Impact and Core grants for GC7 only**

C. Quantification and Forecast

Item	Product categories selected for annual quantification	Target date for quantification completion (1st quantification cycle)	Selected for 2nd quantification cycle during the period (if applicable)(Yes/No)	Target date for quantification completion (2nd quantification cycle, if applicable)	Quantification updated during IP (1st quantification cycle) (Yes/No)	Quantification updated on (date) (1st quantification cycle)	Quantification updated during IP (2nd quantification cycle) (Yes/No)	Quantification updated on (date) (2nd quantification cycle)	Average number of days between planned and actual quantification completion dates	Provide specific comments on delays of more than 3 months
1	ARVs	05-Apr-24	<input type="radio"/> Yes <input checked="" type="radio"/> No		<input type="radio"/> Yes <input checked="" type="radio"/> No	dd-MMM-yy	<input type="radio"/> Yes <input checked="" type="radio"/> No	dd-MMM-yy	120	<input type="text"/>
2	TB medicines for Sensitive TB	15-Apr-24	<input type="radio"/> Yes <input checked="" type="radio"/> No		<input type="radio"/> Yes <input checked="" type="radio"/> No	dd-MMM-yy	<input type="radio"/> Yes <input checked="" type="radio"/> No	dd-MMM-yy	120	<input type="text"/>
3	TB medicines for Resistant TB	15-Apr-24	<input type="radio"/> Yes <input checked="" type="radio"/> No		<input type="radio"/> Yes <input checked="" type="radio"/> No	dd-MMM-yy	<input type="radio"/> Yes <input checked="" type="radio"/> No	dd-MMM-yy	120	<input type="text"/>
4	Antimalaria medicines - treatment	10-Apr-24	<input type="radio"/> Yes <input checked="" type="radio"/> No		<input type="radio"/> Yes <input checked="" type="radio"/> No	dd-MMM-yy	<input type="radio"/> Yes <input checked="" type="radio"/> No	dd-MMM-yy	120	<input type="text"/>
5	RDTs for HIV	03-May-24	<input type="radio"/> Yes <input checked="" type="radio"/> No		<input type="radio"/> Yes <input checked="" type="radio"/> No	dd-MMM-yy	<input type="radio"/> Yes <input checked="" type="radio"/> No	dd-MMM-yy	120	<input type="text"/>
6	Opioid substitute medicines	05-Apr-24	<input type="radio"/> Yes <input checked="" type="radio"/> No		<input type="radio"/> Yes <input checked="" type="radio"/> No	dd-MMM-yy	<input type="radio"/> Yes <input checked="" type="radio"/> No	dd-MMM-yy	120	<input type="text"/>
7	GeneXpert - Equipment & cartridges for TB program	15-Apr-24	<input type="radio"/> Yes <input checked="" type="radio"/> No		<input type="radio"/> Yes <input checked="" type="radio"/> No	dd-MMM-yy	<input type="radio"/> Yes <input checked="" type="radio"/> No	dd-MMM-yy	120	<input type="text"/>
8	Culture/DST/LPA - Equipment & reagents	15-Apr-24	<input type="radio"/> Yes <input checked="" type="radio"/> No		<input type="radio"/> Yes <input checked="" type="radio"/> No	dd-MMM-yy	<input type="radio"/> Yes <input checked="" type="radio"/> No	dd-MMM-yy	120	<input type="text"/>

D. Grant Procurement Planning Performance

Item	Tracer products selected for grant procurement planning indicator	Planned order placement date according to Health Products Management Template or procurement plan (quarter)	Actual order placement date during reporting period (Q1-Q4)	Order placed according to plan (Yes/No)	Score calculation-tracer product(s) procured as per the plan (Yes=1 / No=0)	Provide specific comments on order placement less than 3 months
1	Methadone-opioid substitute 10mg/ml oral concentrate 1 Liter	Q2-24	Select	<input type="radio"/> Yes <input checked="" type="radio"/> No	0	<input type="text"/>
2	Dolutegravir/Lamivudine/Tenofovir 50/300/300mg tablet 30 - no carton	Q2-24	Select	<input type="radio"/> Yes <input checked="" type="radio"/> No	0	<input type="text"/>
3	Rapid Diagnostic Test - HIV HIV 1/2 - SD Bioline 3.0 Kit - no accessories - 30 tests	Q2-24	Select	<input type="radio"/> Yes <input checked="" type="radio"/> No	0	<input type="text"/>
4	Artemether/Lumefantrine 20/120mg 24 tablet non-dispersible 30 blister	Q2-24	Select	<input type="radio"/> Yes <input checked="" type="radio"/> No	0	<input type="text"/>
5	Isoniazid/Rifampicin 75/150mg 28 tablet 24 blister (672)	Q2-24	Select	<input type="radio"/> Yes <input checked="" type="radio"/> No	0	<input type="text"/>
6	Ethambutol/Isoniazid/Pyrazinamide/Rifampicin 275/75/400/150mg 28 tablet 24 blister (672)	Q2-24	Select	<input type="radio"/> Yes <input checked="" type="radio"/> No	0	<input type="text"/>
7	GeneXpert - Equipment & cartridges GeneXpert ULTRA Cartridge 50	Q2-24	Select	<input type="radio"/> Yes <input checked="" type="radio"/> No	0	<input type="text"/>

Section E applies to **High Impact and Core grants for GC7 only**

E. Central Stock Level (Stocked According to Plan)

Item	Tracer products selected for stocked to plan indicator	Minimum stock level (months of stock)	Maximum stock level (months of stock)	All stocked to plan during the reporting period (Yes/No)	Data source	Stock on hand in packs	Average Monthly Consumption (AMC) in packs	Actual reported stock levels in months of stock	Score calculation-Tracer product(s) within stock plan (Yes=1 / No=0)	PR comments
1	Methadone-opioid substitute 10mg/ml oral concentrate 1 Liter	4	6	<input type="radio"/> Yes <input checked="" type="radio"/> No	Select ▼			0	0	⋮
2	Dolutegravir/Lamivudine/Tenofovir 50/300/300mg tablet 30 - no carton	4	6	<input type="radio"/> Yes <input checked="" type="radio"/> No	Select ▼			0	0	⋮
3	Rapid Diagnostic Test - HIV HIV 1/2 - SD Bioline 3.0 Kit - no accessories - 30 tests	4	6	<input type="radio"/> Yes <input checked="" type="radio"/> No	Select ▼			0	0	⋮
4	Artemether/Lumefantrine 20/120mg 24 tablet non-dispersible 30 blister	4	6	<input type="radio"/> Yes <input checked="" type="radio"/> No	Select ▼			0	0	⋮
5	Isoniazid/Rifampicin 75/150mg 28 tablet 24 blister (672)	4	6	<input type="radio"/> Yes <input checked="" type="radio"/> No	Select ▼			0	0	⋮
6	Ethambutol/Isoniazid/Pyrazinamide/Rifampicin 275/75/400/150mg 28 tablet 24 blister (672)	4	6	<input type="radio"/> Yes <input checked="" type="radio"/> No	Select ▼			0	0	⋮
7	GeneXpert - Equipment & cartridges GeneXpert ULTRA Cartridge 50	4	6	<input type="radio"/> Yes <input checked="" type="radio"/> No	Select ▼			0	0	⋮

F. Additional Information

	PR comments
Comment on additional issues related to the procurement and supply management of pharmaceuticals and health products. Provide information to aid in the interpretation of the results, including context on factors within and beyond the PR's control.	<input style="width: 100%; height: 60px;" type="text"/>

Grant & Risk Management

> **Errors and Warnings**

Check data quality

Data quality check required

A. Grant Requirements

Item	Description	PR Progress Status	PR comment on implementation progress
1		Select	<input type="text"/>

B. Mitigating Actions and Management Issues

Item	Sub Risk	Completion Due Date	Mitigating Action	KMA	PR Progress Status	PR Completion Date (if status is completed)	PR comment on implementation progress
1				Yes	Select	dd-MMM-yy	<input type="text"/>
2				No	Select	dd-MMM-yy	<input type="text"/>

Assessment and Sign-off

> **Errors and Warnings** [Check data quality](#) Data quality check required

PR Self Assessment

Provide a summary of grant management performance (integrating programmatic, finance, procurement, supply chain management, grant and risk management consideration) during the current reporting period **i**

Explain any external factors beyond the control of the Principal Recipient that have negatively impacted quality and timely grant delivery during the reporting period. **i**

Principal Recipient forward-looking assessment / prospective outlook on grant delivery by module for the coming reporting period

Item	Module	Cumulative absorption rate through the end of the current reporting period (for reference)	PR response	Forward-looking assessment of performance per module, with focus on key interventions i
1	Prevention package for men who have sex with men (MSM) and their sexual partners		Select ▼	<input type="text" value=""/> ⋮
2	Prevention package for sex workers, their clients and other sexual partners		Select ▼	<input type="text" value=""/> ⋮
3	Prevention package for people who use drugs (PUD) and their sexual partners		Select ▼	<input type="text" value=""/> ⋮
4	Prevention package for transgender people and their sexual partners		Select ▼	<input type="text" value=""/> ⋮
5	Treatment, care and support		Select ▼	<input type="text" value=""/> ⋮
6	Differentiated HIV Testing Services		Select ▼	<input type="text" value=""/> ⋮
7	TB/HIV		Select ▼	<input type="text" value=""/> ⋮
8	TB diagnosis, treatment and care		Select ▼	<input type="text" value=""/> ⋮
9	TB/DR-TB Prevention		Select ▼	<input type="text" value=""/> ⋮

Item	Module	Cumulative absorption rate through the end of the current reporting period (for reference)	PR response	Forward-looking assessment of performance per module, with focus on key interventions
10	Drug-resistant (DR)-TB diagnosis, treatment and care		Select	
11	Prevention package for other vulnerable populations (OVP)		Select	
12	RSSH/PP: Laboratory systems (including national and peripheral)		Select	
13	Prevention package for people in prisons and other closed settings		Select	
14	Program management		Select	
15	Elimination of vertical transmission of HIV, syphilis and hepatitis B		Select	
16	RSSH: Health products management systems		Select	
17	Reducing human rights-related barriers to HIV/TB services		Select	
18	RSSH: Monitoring and evaluation systems		Select	
19	Removing human rights and gender related barriers to TB services		Select	
20	RSSH: Health financing systems		Select	
21	RSSH: Health sector planning and governance for integrated people-centered services		Select	
22	RSSH/PP: Human resources for health (HRH) and quality of care		Select	
23	RSSH: Community systems strengthening		Select	

Planned Changes in the grant, if any

Principal Recipient Sign-off

Grant / Implementation Period (IP) number:	Current programmatic reporting period 01-Jan-24 to 31-Dec-24	IP currency: USD
Disbursement Request execution period 01-Jan-25 to 31-Dec-25	Disbursement Request buffer period 01-Jan-26 to 30-Jun-26	
Total Disbursement Request Amount:	Regular Funds Total	

Resource	Links
Information sessions	Information session slides and recordings
Policy	Implementation Oversight Operational Policy Note (OPN) in the Operational Policy Manual
Guidance	PR Reporting Handbook: Interactive Guide for PRs: English Français Español <i>(currently being updated for PUDR)</i>
	PR Reporting Handbook: Interactive Guide for LFAs: English <i>(currently being updated for PUDR)</i>
	Partner Portal screen preview: PU FCR (support document only; English only)
Infographics: Overview of Process & Statuses	PC: English Français PU: English Français FCR: English Français Español PU/DR: English Français Español
Demos	PC: English Français FCR: English PU/DR: English Français <i>(Spanish – coming soon)</i>
Website for more resources	Grant Implementation page on the Global Fund website: English Français