



# **Progress Update (PU)**

## Partner Portal Screen Preview

June 2024

# How to use this document

This document is primarily intended for Principal Recipients. Its objective is to provide a preview of the new online screens, as well as the content expected in the Progress Update. Please note that all data included in this document is illustrative and not specific to a particular grant.

# Overview of content included in the PU

## Tabs included in the PU

PU

<b>Coversheet</b>	Coversheet – view only				
<b>Programmatic</b>	Impact/Outcome Indicators*	Coverage Elementary Indicators**	Coverage Indicators	Work Plan Tracking Measures (WPTM)	
<b>Financial</b>	Coversheet	Cash Reconciliation	Open Advances	Expenditure Report	Non-compliant Expenditures
<b>PSCM &amp; Grant Management</b>	Health Products	Grant & Risk Management	Self-Assessment	LFA Findings & Recommendations	

\* Only appears with quarterly reported Outcome Indicators.

\*\* GC7 only.

## Executive Summary (view only)

Provide a summary of grant performance (integrating programmatic, finance, procurement, supply chain management, grant and risk management considerations) during the current reporting period ⓘ

Explain any external factors beyond the control of the Principal Recipient that have negatively impacted quality and timely grant delivery during the reporting period ⓘ

## Forward-looking assessment of expected implementation progress by module for the coming reporting period

Item	Module	PR response
1	Case management	Select <input type="text"/>
2	Vector control	Select <input type="text"/>
3	Prevention package for people who use drugs (PUD) and their sexual partners	Select <input type="text"/>
4	Prevention package for people in prisons and other closed settings	Select <input type="text"/>
5	Differentiated HIV Testing Services	Select <input type="text"/>
6	Treatment, care and support	Select <input type="text"/>
7	TB/HIV	Select <input type="text"/>
8	TB diagnosis, treatment and care	Select <input type="text"/>
9	Drug-resistant (DR)-TB diagnosis, treatment and care	Select <input type="text"/>
10	TB/DR-TB Prevention	Select <input type="text"/>
11	Key and vulnerable populations (KVP) – TB/DR-TB	Select <input type="text"/>
12	RSSH: Monitoring and evaluation systems	Select <input type="text"/>
13	RSSH/PP: Laboratory systems (including national and peripheral)	Select <input type="text"/>

\* Tab only appears with quarterly reported indicators

Impact / Outcome Indicator

> **Errors and Warnings** [Check data quality](#)

Item	Indicator type ↑	Code	Indicator	Baseline	Baseline Data Source	Target	Results	Action
1	Impact	HIV I-11	HIV I-11 Percentage of people who inject drugs who are living with HIV	N: D: % Year		N: D: %	N: D: %	<a href="#">Provide results</a>
2	Impact	HIV I-15	HIV I-15 Percentage of prisoners who are living with HIV	N: D: % Year		N: D: %	N: D: %	<a href="#">Provide results</a>
3	Outcome	HIV O-6	HIV O-6 Percentage of people who inject drugs reporting using sterile injecting equipment the last time they injected	N: D: % Year		N: D: %	N: D: %	<a href="#">Provide results</a>
4	Outcome	HIV O-12	HIV O-12 Percentage of people who inject drugs who are living with HIV who are virologically suppressed	N: D: % Year		N: D: %	N: D: %	<a href="#">Provide results</a>
5	Outcome	TB O-4	TB O-4 Treatment success rate of patients with RR a Percentage of patients with RR a	N: D: % Year		N: D: %	N: D: %	<a href="#">Provide results</a>

[< Previous indicator](#)   [Next indicator >](#)   [Close](#)

### Impact Indicator

Indicator Code: HIV I-11   HIV I-11 Percentage of people who inject drugs who are living with HIV

Baseline (Date Source): IBBS		Target	
N:	D:	N:	D:
% 4.40%	Year 2012	%	Year 2024

[Refresh](#)

PR Results (01-Jan-24 to 30-Jun-24)

<b>Result</b>	N:	
	D:	
	%	<input type="text"/>
	Year	<input type="text" value="Select"/>
	Data source	<input type="text"/>

PR Comments 1



\* Tab only appears for GC7

## Coverage Elementary Indicator

> **i** Errors and Warnings

☰ Check data quality

Item	Code ↑	Indicator	Results reporting period	Frequency	Scope Of Targets	PR Results	Action
1	CM-1a [D]	Number of all suspected malaria cases that present at public sector health facilities	01-Apr-24 to 30-Jun-24	Quarterly	Geographic National, 100% of national program target		<a href="#">Provide results</a>
2	CM-1a [N]	Number of all suspected malaria cases that received a parasitological test at public sector health facilities	01-Apr-24 to 30-Jun-24	Quarterly	Geographic National, 100% of national program target		<a href="#">Provide results</a>
3	CM-1b [D]	Number of all suspected malaria cases in the community	01-Apr-24 to 30-Jun-24	Quarterly	Geographic National, 100% of		<a href="#">Provide results</a>
4	CM-1b [N]	Number of all suspected malaria cases that received a parasitological test in the community					<a href="#">Provide results</a>
5	CM-2a [D]	Number of confirmed malaria cases at public health facilities (found by both passive and activesurveillance)					<a href="#">Provide results</a>
6	CM-2a [N]	Number of confirmed malaria cases treated who received first-line antimalarial treatment according to national policy at public sector health facilities					<a href="#">Provide results</a>
7	CM-2b [D]	Number of confirmed malaria cases in the community					<a href="#">Provide results</a>

< Previous indicator
Next indicator >
Close


Coverage Elementary Indicator

**Indicator Code:** CM-1b [N]      Number of all suspected malaria cases that received a parasitological test in the community

**Scope of Targets:** Geographic National, 100% of national program target

**Cumulation Type:** Non cumulative

Related Coverage Indicators	Q1 Jan-2024 to Mar-2024	Q2 Apr-2024 to Jun-2024	S1 Jan-2024 to Jun-2024
PR Results	CM-1b	<input type="text"/>	<input type="text"/>



## Coverage Indicator

> **i** Errors and Warnings

**☰** Check data quality

Item	Module	Indicator Code ↑	Indicator	Cumulation Type	Baseline data source & year	Baseline	Target	Results	Achievement ratio	Action
1	Case management	CM-1a	CM-1a Proportion of suspected malaria cases that receive a parasitological test at public sector health facilities	Non cumulative	DHIS2 2022	N: D: %	N: D: %	N: D: %		<a href="#">Provide results</a>
2	Case management	CM-1b	CM-1b Proportion of suspected malaria cases that receive a parasitological test in the community	Non cumulative	DHIS2 2022	N: D: %	N: D: %    99.99%	N: D: %		<a href="#">Provide results</a>
3	Case management	CM-2a	CM-2a Proportion of confirmed malaria cases that received first-line antimalarial treatment in the community	Non cumulative	DHIS2 2022	N: D: %	N: D: %    99.99%	N: D: %		<a href="#">Provide results</a>
4	Case management	CM-2b	CM-2b Proportion of confirmed malaria cases that received first-line antimalarial treatment in the community	Non cumulative	DHIS2 2022	N: D: %	N: D: %    99.99%	N: D: %		<a href="#">Provide results</a>

**Coverage Indicator**

**Indicator Code:** CM-2b    CM-2b Proportion of confirmed malaria cases that received first-line antimalarial treatment in the community

**Scope of Targets:** Geographic National, 100% of national program target    **Cumulation Type:** Non cumulative

**Baseline (Date Source):** N:    D:    Year    N:    **Target(Apr - Jun)**    D:    **Reverse Indicator:** No

Related Elementary Indicators	Q1 Jan-2024 to Mar-2024		Q2 Apr-2024 to Jun-2024		S1 Jan-2024 to Jun-2024	
	N:	D:	N:	D:	N:	D:
PR Results	<a href="#">CM-2b (N)</a>	N: <input type="text"/>	N: <input type="text"/>	N: <input type="text"/>	N: <input type="text"/>	N: <input type="text"/>
	<a href="#">CM-2b (D)</a>	D: <input type="text"/>	D: <input type="text"/>	D: <input type="text"/>	D: <input type="text"/>	D: <input type="text"/>
		% <input type="text"/>	% <input type="text"/>	% <input type="text"/>	% <input type="text"/>	% <input type="text"/>

[Refresh](#)

**PR Comments** **i**

## WPTM


> Errors and Warnings


Check data quality

Item	Intervention	Activity	Milestone / Targets	Criteria for Completion	Progress Status	Score	PR Comments
1	Facility-based testing for key population (KP) programs			0 (not started): No progress is shown toward achieving the milestone 1 (started): Key prison authorities were identified, and coordination meetings were conducted to ensure HT service delivery to female prisoners. Reports/minutes from the meetings are available 2 (advancing): Approval for conducting and reporting on HTM activities among female prisoners obtained 3 (completed): Action plan to roll out the HT programs in female prisons drafted and endorsed by the prison authorities	Select		
2	TB screening and diagnosis			0 (not started): No progress is shown toward achieving the milestone 1 (started): Key prison authorities were identified, and coordination meetings were conducted to ensure HT service delivery to female prisoners. Reports/minutes from the meetings are available 2 (advancing): Approval for conducting and reporting on HTM activities among female prisoners obtained. Assessment of the current TB screening services and sample transportation system for female prisoners done. 3 (completed): Action plan to roll out the HT programs in female prisons drafted and endorsed by the prison authorities	Select		



## Cover Sheet

>  Errors and Warnings

 Check data quality

Data quality check required

## Financial Summary

Cash balance at the end of the period

Time elapsed since start of IP

## Exchange rates

Item	Exchange Rate	Exchange rates used by the PR
1	Exchange rate to convert opening cash balance	<input type="text"/>
2	Exchange rate to convert closing cash balance	<input type="text"/>
3	Exchange rate to convert total PR cash outflow for the reporting period	<input type="text"/>
4	Comments on exchange rates	<input type="text"/>

## Cash Reconciliation

Financial Reporting Period  
01-Jan-24 to 30-Jun-24

Implementation Period currency  
USD

> Errors and Warnings

Check data quality

No errors or warnings

### Data Import Wizard

Copy Data

Import

Instructions

### Financial Information

Item No.	Description	Regular Funds	Other Non-fungible sources	Total	1. Comment on cash flows 2. Outline the data source(s) 3. Provide any other contextual information
1	PR cash balance				
1.1	PR cash balance: beginning of the current financial reporting period	<input type="text"/>	<input type="text"/>	-	<input type="text"/>
2	IP Income				
2.1	Disbursements made directly by the Global Fund to the PR	<input type="text"/>	-	<input type="text"/>	<input type="text"/>
2.2	Disbursements made by the Global Fund through PPM / wambo	-	-	-	<input type="text"/>
2.3	Other direct disbursements made by the Global Fund	-	-	-	<input type="text"/>
2A	Total disbursements made by the Global Fund	<input type="text"/>	-	<input type="text"/>	<input type="text"/>
2.4	Interest received on PR bank accounts	<input type="text"/>	<input type="text"/>	-	<input type="text"/>
2.5	PR's revenue from income-generating activities and other income (e.g. income from disposal of assets, etc.), if applicable	<input type="text"/>	<input type="text"/>	-	<input type="text"/>

2B	Total other income for PR	-	-	-	
2.7.1	Refunds received at PR level from third parties			-	
2.7.2	Refunds received from SRs			-	
2.7.3	Tax refunds received (e.g. VAT/other tax returns)			-	
2.7.4	Reimbursement of non-compliant expenditures made into PR account			-	
2C	Total Refunds received	-	-	-	
2.7	Total IP income		-		
3	IP cash outflows				
3.1	PR Payments (including advance payments)			-	
3.2	PPM / wambo payments made by the Global Fund on behalf of the PR	-	-	-	
3.3	Payments to other third parties by the Global Fund on behalf of the PR	-	-	-	
3.4	PR disbursement(s) to sub-recipients			-	
3.5	Bank charges on disbursements and payments for PR			-	
3.6	Total payments and disbursements	-	-	-	
4	Reconciling adjustments: (PR only)				
4.1	Other reconciliation adjustments (including for previous financial reporting periods)			-	
4.2	Net exchange gains/losses on translation of balances			-	
4.3	Total reconciling adjustments	-	-	-	

5	Total cash balance: end of the current financial reporting period				
5.1	Total PR cash balance	<input type="text"/>	<input type="text" value="-"/>	<input type="text"/>	<input type="text"/>

### Bank Reconciliation Statement Balances

Item No.	Description	Regular Funds	Other Non-fungible sources	Total	1. Comment on cash flows 2. Outline the data source(s) 3. Provide any other contextual information
9.1	PR balance as per bank statements (for information only)			<input type="text"/>	<input type="text"/>
9.2	Bank reconciliation net amount			<input type="text"/>	<input type="text"/>
9.3	Variance between bank statement balance and PR cash balance			<input type="text"/>	<input type="text"/>
9.4	Variance between bank reconciliation statement balance and PR cash balance			<input type="text"/>	<input type="text"/>

## Open Advances

Financial Reporting Period  
01-Jan-24 to 30-Jun-24

Implementation Period currency  
USD

> **i** Errors and Warnings

☰ Check data quality

Item No.	Open advances at the end of the current financial reporting period	Regular Funds	Total
14.1	SR advances	<input type="text"/>	-
14.2	PR procurement advances (PPM/Wambo only)	<input type="text"/>	-
14.3	PR other advances (GDF, prepayments, etc.)	<input type="text"/>	-

## Detailed Expenditure Reporting

Financial Reporting Period  
01-Jan-24 to 30-Jun-24

Implementation Period currency  
USD

> Errors and Warnings

### Additional columns:

- Absorption rate
- Cumulative expenditure reported by PR up to the start of the current financial reporting period
- Cumulative Global Fund validated expenditure up to the start of current financial reporting period
- Cumulative budget up to end of the financial reporting year
- Cumulative expenditure at the end of the current financial reporting period
- Budget vs expenditure variance
- Absorption
- Explain cumulative period variances

### A. Breakdown by Costing Dimension

Cost Input	Budget for the current financial reporting year	Expenditure for the current financial reporting period	Budget vs Expenditure variance for the current period	Absorption rate

### B. Breakdown by Module / Intervention

Module	Intervention	Budget for the current financial reporting year	Expenditure for the current financial reporting period	Budget vs Expenditure variance for the current period	Absorption rate


### C. Breakdown by Implementing Entity

Implementing Entity	Type of Implementing Entity	Budget for the current financial reporting year	Expenditure for the current financial reporting period	Budget vs Expenditure variance for the current period	Absorption rate

## Non-compliant Expenditures

Financial Reporting Period  
01-Jan-24 to 30-Jun-24

Implementation Period currency  
USD

>  Errors and Warnings

 Check data quality

### Principal Recipient non-compliant expenditures in IP currency

#### Regular Funds

Item No.	Description	Current financial reporting period	1. Comment on cash flows 2. Outline the data source(s) 3. Provide any other contextual information
10.1	Non-compliant expenditures validated for the current financial reporting period	<input type="text"/>	<input type="text"/>

## Health Products

> Errors and Warnings

Check data quality

### A. Price Quality Reporting

Description	Principal Recipient	Comments
Is the Price Quality Reporting (PQR) updated with the required information on the pharmaceuticals and health products received during the period covered by this PU/DR (if applicable)? If health products procurement information has not been entered into the PQR, please explain why. ! For further guidance on PQR data entry, please refer to the Guide to Global Fund Policies on Procurement and Supply Management of Health Products.	Select	

### B. Risk of Stock out and Expiry

Based on the most up-to-date stock situation, are there any risks of stock-outs or expiries for the key pharmaceuticals and health products listed below at the central level in the next Reporting Period? If yes, please comment

Key Pharmaceuticals & health products	Risk of expiry	Risk of stock out	Comments
1. Anti-malaria medicines	Select	Select	
2. Bed nets	Select	Select	
3. In-Vitro Diagnostic Products (core/main products only)	Select	Select	
4. Condoms	Select	Select	
5. Anti-retrovirals (provide info for core/main ARV products used to treat 70% of the people on treatment)	Select	Select	
6. Anti-TB medicines (main first, and second line formulations)	Select	Select	
7. Lab supplies (e.g. CD4, Viral Load, Cartridges...)	Select	Select	
8. Other (Please specify in the "Comment" column)	Select	Select	



# PSCM & Grant Management

\* These sections applies to **High Impact and Core portfolios for GC7 only.**

Health Products

Grant & Risk Management

Self-assessment

## C. Quantification and Forecast

Item	Product categories selected for annual quantification	Target date for quantification completion (1st quantification cycle)	Selected for 2nd quantification cycle during the period (if applicable)(Yes/No)	Target date for quantification completion (2nd quantification cycle, if applicable)	Quantification updated during IP (1st quantification cycle) (Yes/No)	Quantification updated on (date) (1st quantification cycle)	Quantification updated during IP (2nd quantification cycle) (Yes/No)	Quantification updated on (date) (2nd quantification cycle)	Average number of days between planned and actual quantification completion dates	Provide specific comments on delays of more than 3 months
1	ARVs	05-Apr-24	<input type="radio"/> Yes <input checked="" type="radio"/> No		<input type="radio"/> Yes <input checked="" type="radio"/> No	dd-MMM-yy	<input type="radio"/> Yes <input checked="" type="radio"/> No	dd-MMM-yy	120	
2	TB medicines for Sensitive TB	15-Apr-24	<input type="radio"/> Yes <input checked="" type="radio"/> No		<input type="radio"/> Yes <input checked="" type="radio"/> No	dd-MMM-yy	<input type="radio"/> Yes <input checked="" type="radio"/> No	dd-MMM-yy	120	
3	TB medicines for Resistant TB	15-Apr-24	<input type="radio"/> Yes <input checked="" type="radio"/> No		<input type="radio"/> Yes <input checked="" type="radio"/> No	dd-MMM-yy	<input type="radio"/> Yes <input checked="" type="radio"/> No	dd-MMM-yy	120	
4	Antimalaria medicines - treatment	10-Apr-24	<input type="radio"/> Yes <input checked="" type="radio"/> No		<input type="radio"/> Yes <input checked="" type="radio"/> No	dd-MMM-yy	<input type="radio"/> Yes <input checked="" type="radio"/> No	dd-MMM-yy	120	
5	RDTs for HIV	03-May-24	<input type="radio"/> Yes <input checked="" type="radio"/> No		<input type="radio"/> Yes <input checked="" type="radio"/> No	dd-MMM-yy	<input type="radio"/> Yes <input checked="" type="radio"/> No	dd-MMM-yy	120	
6	Opioid substitute medicines	05-Apr-24	<input type="radio"/> Yes <input checked="" type="radio"/> No		<input type="radio"/> Yes <input checked="" type="radio"/> No	dd-MMM-yy	<input type="radio"/> Yes <input checked="" type="radio"/> No	dd-MMM-yy	120	
7	GeneXpert - Equipment & cartridges for TB program	15-Apr-24	<input type="radio"/> Yes <input checked="" type="radio"/> No		<input type="radio"/> Yes <input checked="" type="radio"/> No	dd-MMM-yy	<input type="radio"/> Yes <input checked="" type="radio"/> No	dd-MMM-yy	120	
8	Culture/DST/LPA - Equipment & reagents	15-Apr-24	<input type="radio"/> Yes <input checked="" type="radio"/> No		<input type="radio"/> Yes <input checked="" type="radio"/> No	dd-MMM-yy	<input type="radio"/> Yes <input checked="" type="radio"/> No	dd-MMM-yy	120	

## D. Grant Procurement Planning Performance

Item	Tracer products selected for grant procurement planning indicator	Planned order placement date according to Health Products Management Template or procurement plan (quarter)	Actual order placement date during reporting period (Q1-Q4)	Order placed according to plan (Yes/No)	Score calculation-tracer product(s) procured as per the plan (Yes=1 / No=0)	Provide specific comments on order placement less than 3 months
1	Methadone-opioid substitute 10mg/ml oral concentrate 1 Liter	Q2-24	Select	<input type="radio"/> Yes <input checked="" type="radio"/> No	0	
2	Dolutegravir/Lamivudine/Tenofovir 50/300/300mg tablet 30 - no carton	Q2-24	Select	<input type="radio"/> Yes <input checked="" type="radio"/> No	0	
3	Rapid Diagnostic Test - HIV HIV 1/2 - SD Bioline 3.0 Kit - no accessories - 30 tests	Q2-24	Select	<input type="radio"/> Yes <input checked="" type="radio"/> No	0	
4	Artemether/Lumefantrine 20/120mg 24 tablet non-dispersible 30 blister	Q2-24	Select	<input type="radio"/> Yes <input checked="" type="radio"/> No	0	
5	Isoniazid/Rifampicin 75/150mg 28 tablet 24 blister (672)	Q2-24	Select	<input type="radio"/> Yes <input checked="" type="radio"/> No	0	
6	Ethambutol/Isoniazid/Pyrazinamide/Rifampicin 275/75/400/150mg 28 tablet 24 blister (672)	Q2-24	Select	<input type="radio"/> Yes <input checked="" type="radio"/> No	0	
7	GeneXpert - Equipment & cartridges GeneXpert ULTRA Cartridge 50	Q2-24	Select	<input type="radio"/> Yes <input checked="" type="radio"/> No	0	

\* Section E applies to **High Impact and Core portfolios for GC7 only.**

## E. Central Stock Level (Stocked According to Plan)

Item	Tracer products selected for stocked to plan indicator	Minimum stock level (months of stock)	Maximum stock level (months of stock)	All stocked to plan during the reporting period (Yes/No)	Data source	Stock on hand in packs	Average Monthly Consumption (AMC) in packs	Actual reported stock levels in months of stock	Score calculation-Tracer product(s) within stock plan (Yes=1 / No=0)	PR comments
1	Methadone-opioid substitute 10mg/ml oral concentrate 1 Liter	4	6	<input type="radio"/> Yes <input checked="" type="radio"/> No	Select <span>▼</span>			0	0	<span>⋮</span>
2	Dolutegravir/Lamivudine/Tenofovir 50/300/300mg tablet 30 - no carton	4	6	<input type="radio"/> Yes <input checked="" type="radio"/> No	Select <span>▼</span>			0	0	<span>⋮</span>
3	Rapid Diagnostic Test - HIV HIV 1/2 - SD Bioline 3.0 Kit - no accessories - 30 tests	4	6	<input type="radio"/> Yes <input checked="" type="radio"/> No	Select <span>▼</span>			0	0	<span>⋮</span>
4	Artemether/Lumefantrine 20/120mg 24 tablet non-dispersible 30 blister	4	6	<input type="radio"/> Yes <input checked="" type="radio"/> No	Select <span>▼</span>			0	0	<span>⋮</span>
5	Isoniazid/Rifampicin 75/150mg 28 tablet 24 blister (672)	4	6	<input type="radio"/> Yes <input checked="" type="radio"/> No	Select <span>▼</span>			0	0	<span>⋮</span>
6	Ethambutol/Isoniazid/Pyrazinamide/Rifampicin 275/75/400/150mg 28 tablet 24 blister (672)	4	6	<input type="radio"/> Yes <input checked="" type="radio"/> No	Select <span>▼</span>			0	0	<span>⋮</span>
7	GeneXpert - Equipment & cartridges GeneXpert ULTRA Cartridge 50	4	6	<input type="radio"/> Yes <input checked="" type="radio"/> No	Select <span>▼</span>			0	0	<span>⋮</span>

## F. Additional Information

	PR comments
<p>Comment on additional issues related to the procurement and supply management of pharmaceuticals and health products. Provide information to aid in the interpretation of the results, including context on factors within and beyond the PR's control.</p>	<div style="border: 1px solid #ccc; height: 60px;"></div>

## A. Grant Requirements ?

Item	Description	PR Progress Status	PR comment on implementation progress
1		Select <span>▼</span>	<input type="text"/>

## B. Mitigating Actions and Management Issues

Item	Sub Risk	Completion Due Date	Mitigating Action	KMA	PR Progress Status	PR Completion Date (if status is completed)	PR comment on implementation progress
1				Yes	Select <span>▼</span>	dd-MMM-yy <span>📅</span>	<input type="text"/>
2				No	Select <span>▼</span>	dd-MMM-yy <span>📅</span>	<input type="text"/>

## Self Assessment

> Errors and Warnings

Check data quality

## PR Self Assessment

Provide a summary of grant management performance (integrating programmatic, finance, procurement, supply chain management, grant and risk management consideration) during the current reporting period

Explain any external factors beyond the control of the Principal Recipient that have negatively impacted quality and timely grant delivery during the reporting period.

### Principal Recipient forward-looking assessment / prospective outlook on grant delivery by module for the coming reporting period

Item	Module	PR response	Forward-looking assessment of performance per module, with focus on key interventions
1	Case management	Select	<input type="text"/>
2	Vector control	Select	<input type="text"/>
3	Prevention package for people who use drugs (PUD) and their sexual partners	Select	<input type="text"/>
4	Prevention package for people in prisons and other closed settings	Select	<input type="text"/>
5	Differentiated HIV Testing Services	Select	<input type="text"/>
6	Treatment, care and support	Select	<input type="text"/>
7	TB/HIV	Select	<input type="text"/>
8	TB diagnosis, treatment and care	Select	<input type="text"/>
9	Drug-resistant (DR)-TB diagnosis, treatment and care	Select	<input type="text"/>
10	TB/DR-TB Prevention	Select	<input type="text"/>
11	Key and vulnerable populations (KVP) – TB/DR-TB	Select	<input type="text"/>
12	RSSH: Monitoring and evaluation systems	Select	<input type="text"/>
13	RSSH/PP: Laboratory systems (including national and peripheral)	Select	<input type="text"/>

Foreseen changes in the grant, if any